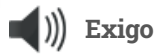


1023102210

ENA2200-AC2

Exigo Network Amplifier 2 x 200W AC

AVAILABLE BY END OF Q3 2021



Onboard communication



- 2x 200 watt continuous GA power
- Power efficient class D technology
- Powered by 100- 240 VAC
- Redundant Ethernet connections
- Digital audio processing, equalizer and audio delay
- Loudspeaker line monitoring
- Input for backup amplifier
- Tick tone generator
- 3 configurable control outputs
- 2 configurable control inputs

DESCRIPTION

The Exigo Network Amplifier is designed for use in marine, offshore and other demanding environments. The amplifier utilizes state-of-the-art class D amplifier technology to ensure high power efficiency and superb audio quality.

The Exigo Network Amplifier is part of the Exigo PA/GA system, which is based on standard Ethernet network and digital processing. Each amplifier has two network connections, allowing for redundant cabling between the amplifier and the network. Using standard network equipment also allows for a much wider selection of standard network equipment.

The digital audio processing and maintenance of the amplifier is done with the embedded CPU and DSP. These components allow the amplifier to do advanced audio processing such as automatic gain control and equalizing while also maintaining a robust connection to the system controllers.

The complete amplifier is self-monitoring and this includes advanced monitoring of the speaker lines and internal system. The audio output channels can be monitored for line faults such as shorts, ground faults and large load changes. In addition, up to 10 intelligent Line End Transponders (ELTSI) can be placed on the speaker lines for additional accuracy in the line monitoring. The amplifier also monitors control inputs, power supplies, temperature, network connections and every other components required for operation of essential services. Faults will be reported to the system controller, but will also be indicated locally on the amplifier.

The amplifier's configurable control inputs/outputs and audio input can be used locally by the amplifier or can be controlled by the system (e.g. audio input for background music). The audio line input can also be configured in a Hardware Bypass mode where audio on the line input will be forwarded to the 100V channels directly, even when no server is available. This allows for additional redundancy and functions to be built around this amplifier.



SPECIFICATIONS

MECHANICAL

Dimensions (HxWxD)	87 x 482 x 372 mm / 2HU
Weight	11.2 kg
Shipping Weight	12.5 kg
Mounting	19" Rack, 2HU

Created: 04.12.2020, updated: 18.08.2021

page 2/5

www.zenitel.com

info@zenitel.com

Zenitel and its subsidiaries assume no responsibility for any errors that may appear in this publication, or for damages arising from the information therein. Zenitel products are developed and marketed by Zenitel. The company's Quality Assurance System is certified to meet the requirements in NS-EN ISO 9001. Zenitel reserves the right to modify designs and alter specifications without notice.

ZENITEL PROPRIETARY. This document and its supplementing elements, contain Zenitel or third party information which is proprietary and confidential. Any disclosure, copying, distribution or use is prohibited, if not otherwise explicitly agreed in writing with Zenitel. Any authorized reproduction, in part or in whole, must include this legend; Zenitel - All rights reserved.

MECHANICAL	
Color	Black

[Export Table Data](#)

USER INTERFACE	
LED Indicators	Power, Amp Fault, Line Fault, Gnd Fault, 2x LED VU meter

[Export Table Data](#)

ENVIRONMENTAL	
Operating temperature	-15 °C to +55 °C
Operating humidity	15% to 95% (non-condensing)
Storage temperature	-40°C to +70°C
Storage humidity	10% to 95% (non-condensing)
Air pressure	700 hPa to 1300 hPa
IP rating	IP-20

[Export Table Data](#)

ELECTRICAL	
Connector	
Supply voltage**	100 – 240 VAC, 47-63 Hz
Inrush current	Max 18A
Power consumption*	550W (minimum 35W, maximum 850W)
	* Power consumption under rated conditions on outputs, 10 LET units, all control I/O activated
	** Power cord not included

[Export Table Data](#)

AUDIO OUTPUTS	
Output power (100V/70V)	2 x 200 Watt GA power, continuous @ 55 °C
Output line	100 volt, 70 volt
Frequency response	200 Hz to 19 kHz ±3 dB (Subject to changes)
Audio codec	G711, G722, PCM L16/48kHz
SNR	>80 dB
THD	< 0.5% @ 1 kHz
Rated load resistance	100V: 50 Ω 70V: 25 Ω
Rated load capacitance	470 nF

[Export Table Data](#)

NETWORK	
Ethernet	2 x 10BASE-T, 100BASE-TX, Auto negotiation, Auto MDIX
Protocols	Protocols IPv4 (with DiffServ), TCP, UDP, HTTPS, TFTP, RTP, DHCP, SNMP, STENTOFON CCoIP® , NTP
LAN Protocols	VLAN(IEEE 802.1pq), Network Access Control (IEEE 802.1x), STP (IEEE 802.1d)
Management and operation	HTTP/HTTPS (Web configuration) DHCP and static IP Remote automatic software upgrade Centralized monitoring

[Export Table Data](#)

LINE INPUT	
Frequency response	100 Hz – 20 kHz
Audio codec	G711, G722, PCM L16/48kHz
Nominal input level	100 mVRMS – 1 VRMS
SNR	>80 dB
CMRR	>130 dB
Input impedance	14 k Ω

[Export Table Data](#)

CONTROL INPUTS AND CONTROL OUTPUTS	
Control Inputs	2
Type	Closing contact, monitored
Control Outputs	3

CONTROL INPUTS AND CONTROL OUTPUTS

Type	24 VDC ±10%, 200 mA, monitored
Fault relay	1
Fault relay outputs: (NO, COM, NC)	Max recommended levels: 100VDC/0.4A, 24VDC/3A, 125VAC/3A
Backup amplifier input	enable / disable

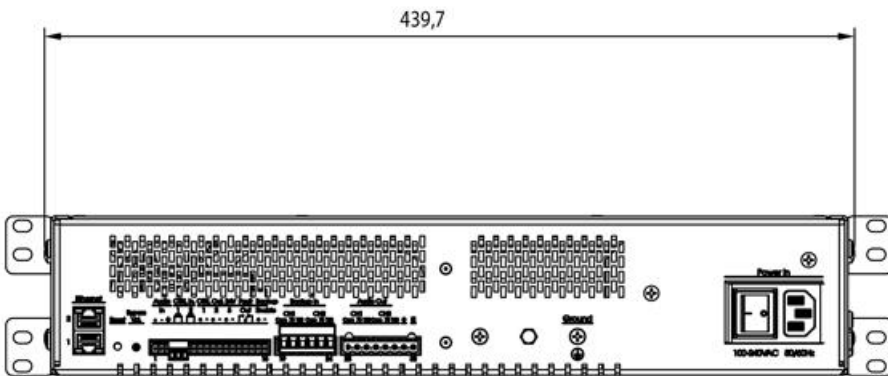
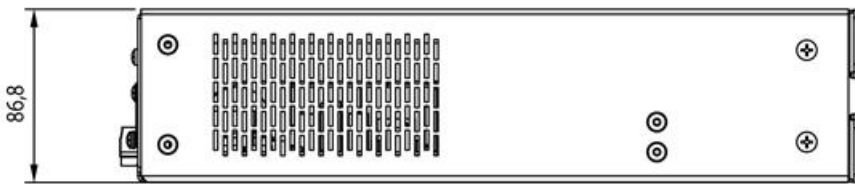
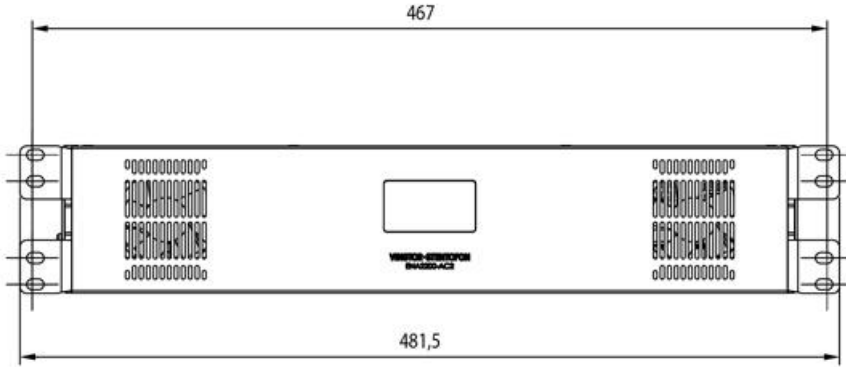
[Export Table Data](#)


CERTIFICATIONS

Immunity	EN 60945, EN 61000-6-1 , EN 61000-6-2
Emissions	EN 60945, EN 61000-6-3, EN 61000-6-4

[Export Table Data](#)

TECHNICAL DIMENSIONS





ACCESSORIES



ELTSI-1

Item Number: 1023540000