

MAN


L21/31 Mk2

GenSet

The MAN L21/31 Mk2 engine is a compact and reliable power source designed to run on heavy fuel oil (HFO). With its outstanding load pick up capabilities and extremely long time between overhauls (TBO), the MAN L21/31 Mk2 is ideal for many different applications.

Benefits at a glance

- Long time between overhauls
- No unscheduled maintenance and repair work
- Low fuel and lube oil consumption while fulfilling legal emission limits
- Short installation length

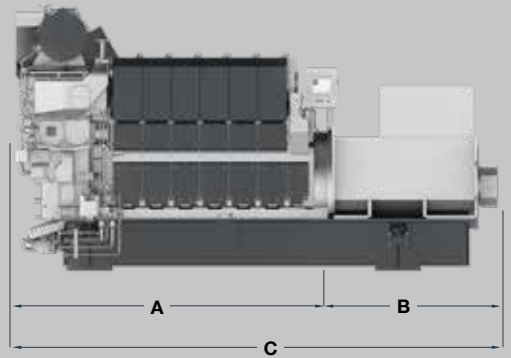


MAN L21/31 Mk2

GenSet

Dimensions

Cyl. No.		5	6	7	8	9
A	mm	3,504	3,859	4,214	4,569	4,979
B	mm	1,995	2,047	2,027	2,577	2,657
C	mm	5,499	5,906	6,241	7,146	7,636
H	mm	3,074	3,161	3,161	3,161	3,267
Dry mass	t	22.2	25.7	29.2	32.7	36.2




Output

Speed	rpm	1,000	1,000	900	900
Frequency	Hz	50	50	60	60
		Eng.	Gen.*	Eng.	Gen.*
MAN 5L21/31	kW	1,000	950	1,000	950
MAN 6L21/31	kW	1,320	1,255	1,320	1,255
MAN 7L21/31	kW	1,540	1,465	1,540	1,465
MAN 8L21/31	kW	1,760	1,670	1,760	1,670
MAN 9L21/31	kW	1,980	1,880	1,980	1,880

* Based on nominal generator efficiencies of 95 %

Last updated August 2022



General

- Engine cycle: four-stroke
- No. of cylinders: 5, 6, 7, 8, 9
- Bore: 210 mm – Stroke: 310 mm
- Swept volume per cyl: 10.74 dm³

Fuel consumption at 85 % MCR

- SFOC: 183 g/kWh @ 85 % load
- SFOC for part-load-optimized version: 180 g/kWh @ 75 % load

Cylinder output (MCR)

- At 900/1000 rpm: 220 kW
- Power-to-weight ratio: 18.4 – 22.5 kg/kW

Compliance with emission regulations

- IMO Tier II
- IMO Tier III (with MAN SCR)

Main features

Turbocharging system

- High efficiency constant pressure MAN TCR series exhaust turbocharging system jet assist for improved load response and start up time

Engine automation and control

- MAN in-house developed engine attached safety and control system MAN SaCoS_{one}

Fuel system

- Conventional main injection system
- Variable injection system for lowest fuel consumption while meeting IMO Tier II emission limits

Cooling system

- 1-string high and low temperature cooling water systems

Starting system

- Pressurized air starter (turbine type)

Engine mounting

- Common base frame for engine and alternator with integrated lube oil service tank and resilient mounting

Engine design

- “Pipeless engine” design
- Cooling water/lube oil pumps, thermostatic valves integrated in the front-end box

Optional equipment

- 100 % PTO on front-end with build-in bearing enable fire-fighting equipment (Fi-Fi)

MCR = Maximum continuous rating
SCR = Selective catalytic reduction
SFOC = Specific fuel oil consumption

MAN Energy Solutions

2450 Copenhagen SV,
Denmark
P + 45 33 85 11 00
F + 45 33 85 10 49
info-cph@man-es.com
www.man-es.com