

Atlas 2400 (2400kw) SL WS P



The 2400 SL (B/XL) WS P is the largest incinerator for burning solid and liquid waste, available with a 30L, 70L or 120L (waste bag) sluice size, and suitable for the biggest merchant vessels.

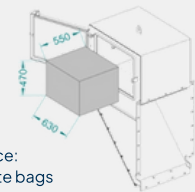
Flue gas outlet alternatives are not available for this incinerator type.

SPECIFICATIONS

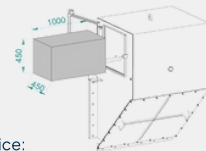
DATA

Combustion Capacity (kW)	2400
Combustion Capacity (kcal/h)	2.000.000
Combustion Capacity Solid Waste (IMO waste specification)	230 kg/h max. 920 kg/24 hours
Combustion Capacity Liquid Waste	200 l/h at 0% water content
(IMO standard is 20% water content)	270 l/h at 20% water content 400 l/h at 50% water content

WASTE SLUICE SIZE

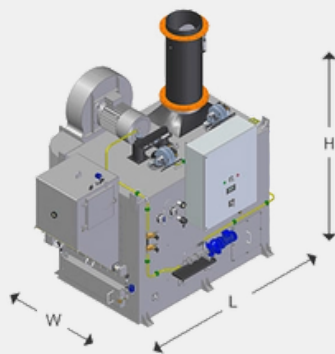


Big waste sluice:
Approx. 70 ltr. waste bags



XL waste sluice:
Approx. 120 ltr. waste bags

INCINERATOR DIMENSIONS



	2400 SL B WS P	2400 SL XL WS P
Width	2709 mm	Width 2739 mm
Height	2460 mm	Height 3460 mm
Length	5047 mm	Length 5047 mm

TANK DIMENSIONS

4000 SP

Width 1813 mm

Height 1670 mm

Length 2302 mm

