

Atlas 1500 (1500kw) SL WS P



The 1500 SL (B/XL) WS P is a large incinerator for burning solid and liquid waste, available with a 30L, 70L or 120L (waste bag) sluice size, and suitable for very big merchant vessels.

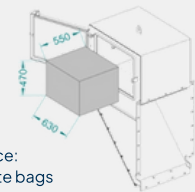
Flue gas outlet alternatives are not available for this incinerator type.

SPECIFICATIONS

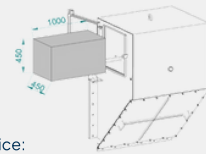
DATA

Combustion Capacity (kW)	1500
Combustion Capacity (kcal/h)	1.290.000
Combustion Capacity Solid Waste (IMO waste specification)	230 kg/h max. 920 kg/24 hours
Combustion Capacity Liquid Waste	129 l/h at 0% water content
(IMO standard is 20% water content)	170 l/h at 20% water content 258 l/h at 50% water content

WASTE SLUICE SIZE

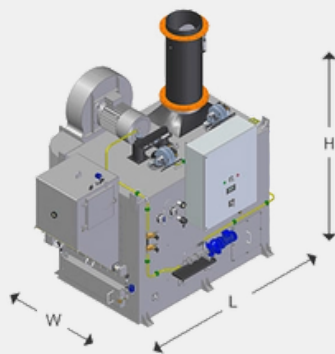


Big waste sluice:
Approx. 70 ltr. waste bags



XL waste sluice:
Approx. 120 ltr. waste bags

INCINERATOR DIMENSIONS



	1500 SL B WS P		1500 SL XL WS P
Width	2929 mm	Width	2959 mm
Height	3000 mm	Height	3000 mm
Length	4077 mm	Length	4077 mm

TANK DIMENSIONS

4000 SP

Width 1490 mm

Height 1970 mm

Length 2302 mm

