

Atlas 1500 (1500kw) SL M

no picture available

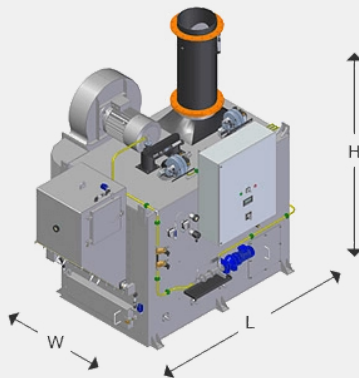
The 1500 SL M is a large incinerator for burning solid and liquid waste with a high water content, (above 50%), suitable for very big merchant vessels, and where no waste sluice is required.

Waste sluice are not available for this incinerator type.

SPECIFICATIONS

DATA

Combustion Capacity (kW)	1500
Combustion Capacity (kcal/h)	1.290.000
Combustion Capacity Solid Waste (IMO waste specification)	500 L/charge
Combustion Capacity Liquid Waste	129 l/h at 0% water content
(IMO standard is 20% water content)	170 l/h at 20% water content 258 l/h at 50% water content



INCINERATOR DIMENSIONS

Width	2540 mm
Height	3000 mm
Length	4077 mm



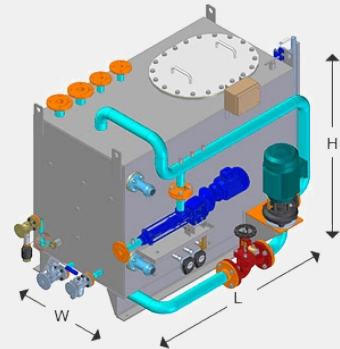
TANK DIMENSIONS

4000 SP

Width 1813 mm

Height 1670 mm

Length 2302 mm



FLUE GAS OUTLET ALTERNATIVES

In case of height restrictions in the incinerator room we can offer the 1200 type incinerator with the outlet in the side and back as shown below.