

# Atlas 1200 (1163kw) SL WS P



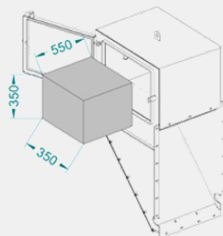
The 1200 SL (B/XL) WS P is a large incinerator for burning solid and liquid waste, available with a 30L, 70L or 120L (waste bag) sluice size and suitable for bigger merchant vessels.

## SPECIFICATIONS

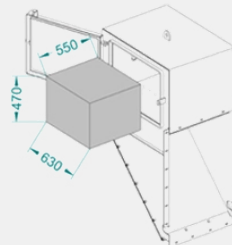
## DATA

Combustion Capacity (kW)	1163
Combustion Capacity (kcal/h)	1.000.000
Combustion Capacity Solid Waste (IMO waste specification)	230 kg/h max. 920 kg/24 hours
Combustion Capacity Liquid Waste  (IMO standard is 20% water content)	100 l/h at 0% water content  135 l/h at 20% water content 200 l/h at 50% water content

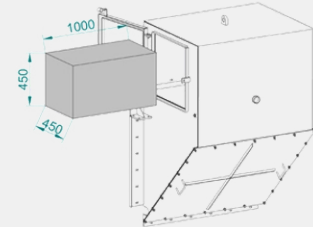
## WASTE SLUICE SIZE



Standard waste sluice:  
Approx. 30 ltr. waste bags



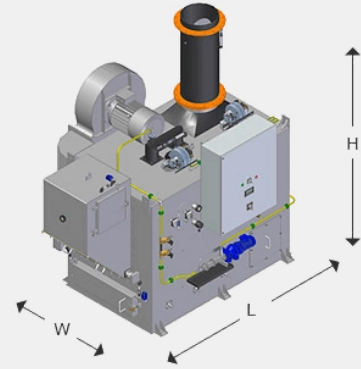
Bigwaste sluice:  
Approx. 70 ltr. waste bags



XL waste sluice:  
Approx. 120 ltr. waste bags

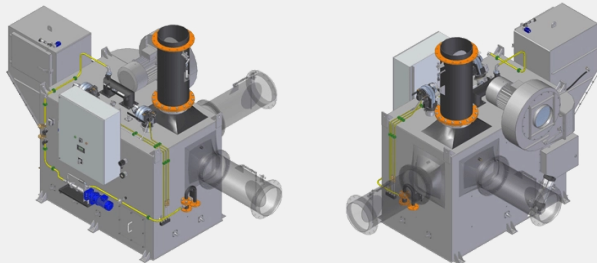
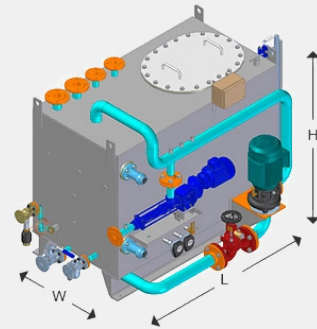
### INCINERATOR DIMENSIONS

1200 SL B W S P		1200 SL W S P	
Width	2127 mm	Width	2127 mm
Height	2952 mm	Height	2952 mm
Length	3332 mm	Length	3541 mm
<b>1200 SL XL W S P</b>			
Width	2668 mm		
Height	2952 mm		
Length	3048 mm		



### TANK DIMENSIONS

4000 SP	
Width	1490 mm
Height	1670 mm
Length	2302 mm



### FLUE GAS OUTLET ALTERNATIVES

In case of height restrictions in the incinerator room we can offer the 1200 type incinerator with the outlet in the side and back as shown below.