

# Atlas 1200 (1163kw) SL M

no picture available

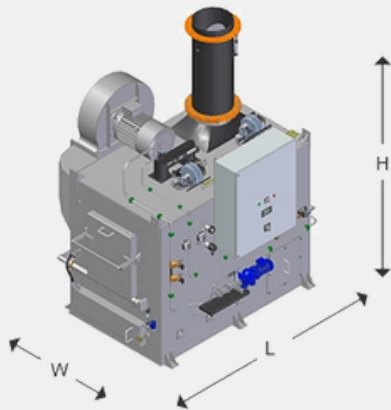
The 1200 SL M is a large incinerator for burning solid and liquid waste with a high water content, (above 50%). It is suitable for bigger merchant vessels and where no waste sluice is required.

## SPECIFICATIONS

## DATA

|  |  |
|--|--|
| Combustion Capacity (kW)                                     | 1163   |
| Combustion Capacity (kcal/h)                                 | 1.000.000  |
| Combustion Capacity Solid Waste<br>(IMO waste specification) | 500 L/charge.  |
| Combustion Capacity Liquid Waste                             | 100 l/h at 0% water content                                  |
| (IMO standard is 20% water content)                          | 135 l/h at 20% water content<br>200 l/h at 50% water content |

*A waste sluice is not available for this incinerator type*



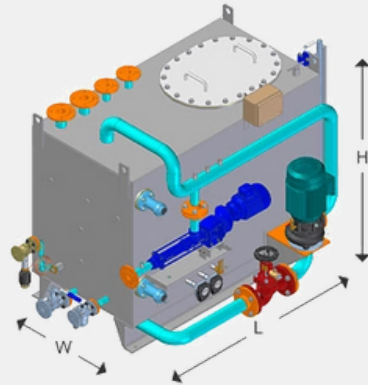


## INCINERATOR DIMENSIONS

|        |         |
|--------|---------|
| Width  | 2127 mm |
| Height | 2952 mm |
| Length | 2910 mm |

### TANK DIMENSIONS

|        |         |
|--------|---------|
| Width  | 1330 mm |
| Height | 1682 mm |
| Length | 2302 mm |



### FLUE GAS OUTLET ALTERNATIVES

In case of height restrictions in the incinerator room we can offer the 1200 type incinerator with the outlet in the side and back as shown here.